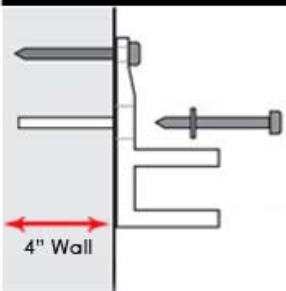
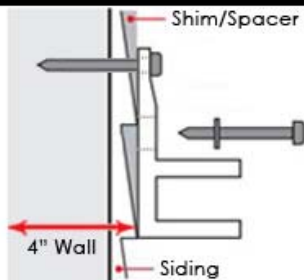


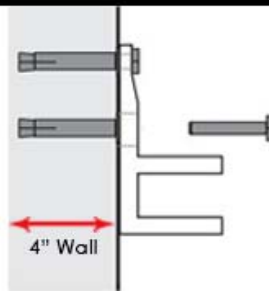
INSTALLATION SUBSTRATES GUIDE



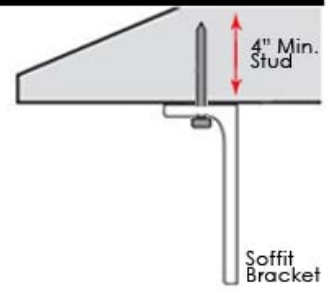
Wall w/ Wooden Studs Installation.
Included: Wall Brackets, Lag Screws & Washers



Wall w/ Siding Installation.
Included: Wall Brackets, Lag Screws & Washers
Not included: Shim/Spacers



Brick/Concrete/Stone Wall Installation.
Included: Wall Brackets & Expansion Bolt Sets



Soffit/Ceiling Installation.
Included: *Ceiling/Soffit Bracket, Lag Screws & Washers. Excludes S-Series

Advaning Strongly Recommends:

Professional installation if you are unfamiliar with building materials used in your desired installation site.

Always consult with a hardware or contracting professional for appropriate hardware and installation method if your installation site differs from the recommended 4" solid substrates listed above. Installation sites comprised of metal studs, cinder block, hollow bricks or blocks, compressed woods or similar materials will require specialty hardware NOT INCLUDED w/ purchase.



CAUTION: Not adhering to the product installation guide can result in awning collapsing, property damage, injury or death.

* **L Series:** Ceiling/Soffit bracket included. **C Series:** Dual Wall/Ceiling bracket included (not illustrated). **S Series:** Ceiling/Soffit bracket sold separately