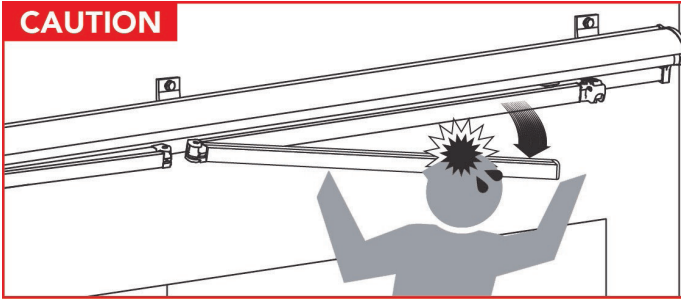


C SERIES Dimensions Table

CAUTION

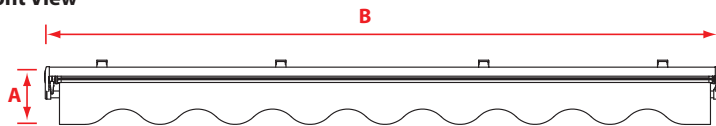


The awning arms contain tensioned cables. Always use caution, securely tie the awnings arms to the awning when performing installation, adjustments, or repairs. Sudden movement of tension arms can result in serious personal injury, product and/or property damage.

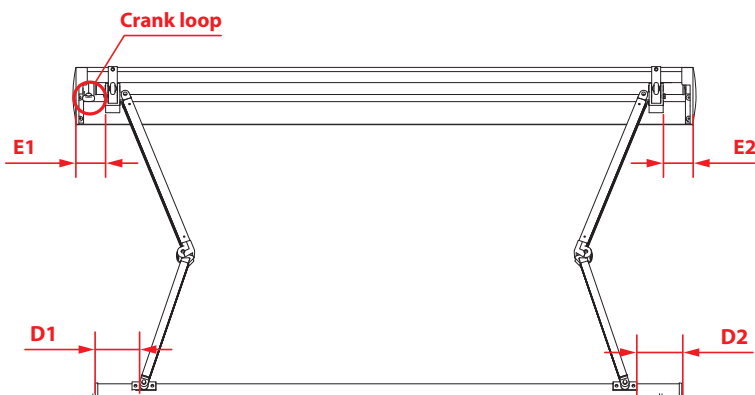
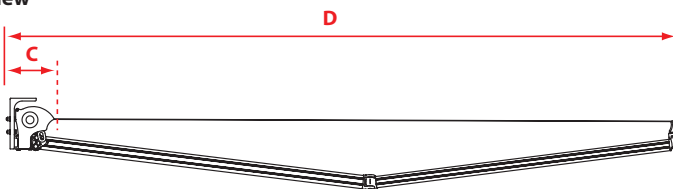
Style	Size (ft)	Actual Product Weight (lbs)	A (in)	B (in)	C (in)	D (in)	E1 (in)	E2 (in)	D1 (in)	D2 (in)
			Height : Top to Bottom	Width: Side to Side	Min Depth : Front to Back	Max Depth : Front to Back				
Manual	8 x 6.5	58.4	9.8	98	7.7	79	3.3	3.3	6.5	7.9
	10 x 8	68.3	9.8	118	7.7	98	3.9	3.9	7.1	8.5
	12 x 10	82.7	9.8	144	7.7	118	5.3	5.3	8.5	9.8
	13 x 10	87.1	9.8	157	7.7	118	11.8	11.8	15.2	16.5
	16 x 10	103.6	9.8	197	7.7	118	23.8	23.8	27.0	28.3
Electric	8 x 6.5	66.1	9.8	98	7.7	79	3.3	3.3	6.5	7.9
	10 x 8	76.1	9.8	118	7.7	98	3.9	3.9	7.1	8.5
	12 x 10	90.4	9.8	144	7.7	118	5.3	5.3	9.1	9.4
	13 x 10	94.8	9.8	157	7.7	118	11.8	11.8	14.6	16.7
	16 x 10	114.6	9.8	197	7.7	118	23.8	23.8	26.6	28.7

The listed measurements are for general reference only. Please always consult a professional installer for advice on proper hardware and installation. Note: Data Error ±10~20%.

Front View



Side View



C series
Dual-use Bracket

